

10W Single Output Switching Power Supply 10W 单路输出开关电源

HF10W-S Series
HF10W-S 系列



FEATURES 产品特性

- Traditional series 传统常规产品系列
- High reliability 高可靠性
- Top international brand components for key parts
关键元器件采用世界一流品牌
- Built in EMI filter 内置 EMI 滤波器
- Protections: overload/ short circuit 带过载、短路保护
- 5 years limited warranty 五年有限质保
- F601 100 x 58 x 31mm 外形尺寸

SPECIFICATIONS 规格书

Input Voltage 输入电压	170~264VAC (210~370VDC)
Input Current 输入电流	< 0.2A
Input Frequency 输入频率	47~63Hz
Inrush Current 启动冲击电流	cold start, 30A/230V 冷启动, 30A/230V
Input Leakage Current 输入漏电流	< 0.7mA/230VAC
Line Regulation (full load) 电网调整率 (满载时)	± 0.5%
Voltage Adjust Range 输出电压调节范围	± 10%
Output Overload Protection 输出过载保护	105~150%, hiccup mode, auto recovery 105~150%, 打嗝模式, 自恢复
Short Circuit Protection 短路保护	hiccup mode, auto recovery 打嗝模式, 自恢复
Rise Time 上升时间	50ms @full load (typical) 50ms @满载 (典型值)
Hold up Time 保持时间	20ms @full load (typical) 20ms @满载 (典型值)
Mechanical Feature 机械特性	metal enclosed 金属外壳
Dimensions 外形尺寸	100 x 58 x 31mm (L x W x H) 100 x 58 x 31mm (长x宽x高)

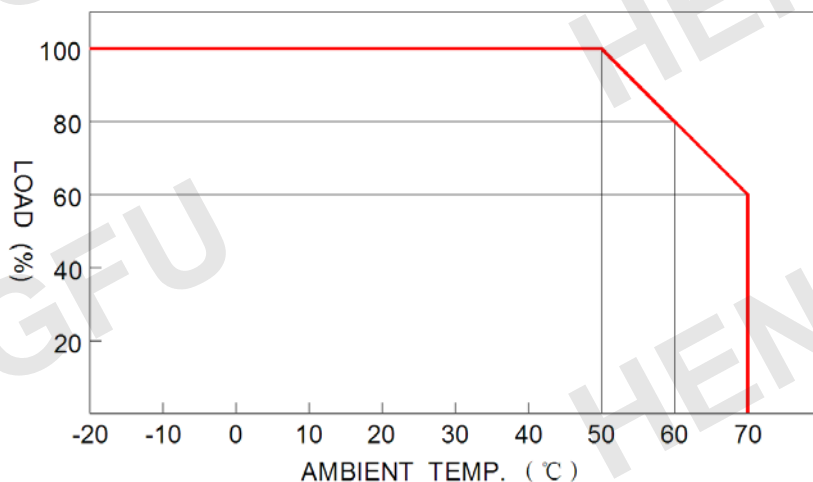
Operating Temperature 工作温度	-20°C ~+70°C(ref. derating curve) -20°C ~+70°C(参见减额曲线)
Storage Temperature 储存温度	-20°C ~+85°C
Operating Humidity 工作湿度	20%~93%RH(non condensing) 20%~93%RH(无凝露)
Storage Humidity 储存湿度	20%~95%RH(non condensing) 20%~95%RH(无凝露)
MTBF 平均无故障工作时间	>100,000 hours >100,000 小时
Cooling 冷却方式	convection 自然冷却
Safety Standards 安全标准	design meet 设计符合 GB4943, UL60950, EN60950
Withstand Voltage 绝缘强度	I/P - O/P: 1.5KVAC/1min I/P - PE: 1.5KVAC/1min O/P-PE: 0.5KVAC/1min
Vibration 振动	10~150Hz, 2G 10min/1cycle, 30min each along X, Y, Z axes 10~150Hz, 2G 10分钟/周期, 30分钟/X, Y, Z轴每个方向
Connection 接线端子	3P/7.5mm 4P/5.0mm, screw terminal block 螺丝接线式接线端子
Screw/Torque 螺丝/扭力	M2.5/0.4 N.m
Wire 接线范围	22-12AWG 2.5mm ²
Packing 包装	0.13kgs每台, 108pcs/16.5kgs/ 0.032CBM per carton 每箱

Model No. 型号	DC Output 直流输出	Rated Power 额定功率	Load Regulation 负载调整率	Voltage Tolerance 电压精度	Ripple & Noise (max.) 纹波和噪声	Efficiency 效率
HF10W-S-5	5V 2.0A	10.0W	0.5%	± 1%	80mVp-p	71%
HF10W-S-12	12V 1.0A	12.0W	0.5%	± 1%	120mVp-p	76%
HF10W-S-15	15V 0.8A	12.0W	0.5%	± 1%	120mVp-p	78%
HF10W-S-24	24V 0.5A	12.0W	0.5%	± 1%	150mVp-p	79%
HF10W-S-48	48V 0.2A	9.6W	0.5%	± 1%	150mVp-p	80%

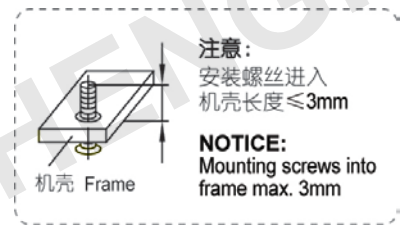
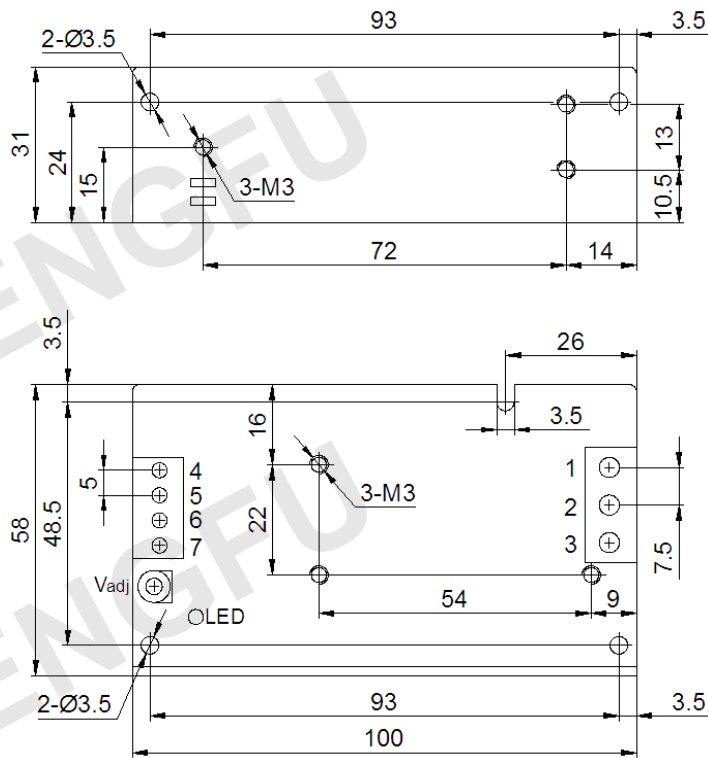
* 5~48VDC output all available 其它规格均可定制

NOTE 备注

1. All parameters are measured at 230VAC input, rated load and 25°C ambient temperature.
上述所有参数的测试条件为 230VAC 输入电压, 额定负载和 25°C 室温。
2. Line regulation is measured from low line to high line at rated load.
电网调整率是在额定负载条件下从低电网到高电网的输出电压变化率。
3. Load regulation is measured from 0% to 100% of rated load for single output models. For multi-output models, it is measured from 20% to 100% of rated load, and other output at 60% rated load.
负载调整率是负载电流从额定负载的 0% 到 100%变化时的输出电压变化率。
4. Ripple & noise are measured at 20MHz of bandwidth by using a 12" twisted pair-wire terminated with a 0.1uF & 47uF parallel capacitor.
纹波和噪声是用 20MHz 带宽的示波器, 通过一根 12"长的末端并接 0.1uF 和 47uF 电容的双绞线进行测量的。
5. The power supply is regarded as a component which will be installed into the final equipment. The final equipment must be re-confirmed that it still meets EMC directives.
开关电源被视为整机的一个部件。整机是否符合 EMC 指令还需重新测试并验证。

Derating Curve 减额曲线

Drawing 安装图纸



Terminal Pin No. Assignment 接线端子排布:

Pin No. 位号	Assignment 排布	Pin No. 位号	Assignment 排布
1	AC/L	4,5	DC OUTPUT -V
2	AC/N	6,7	DC OUTPUT +V
3	PE		